



Shuttle Mini PC with heatpipe cooling for socket LGA1151 processors

The Shuttle XPC Barebone SH170R6 packs the Intel Core desktop processors for LGA1151 socket into an elegant, fresh case design. The aluminium case cover with a black-brushed surface has a volume of 14 litre which is just a third of the volume of a standard Midi tower. Despite its small dimensions, it is brimming with features. Set up a top-performer with the latest LGA1151 "Kaby Lake" processor, a dual-slot PCI Express graphics card, M.2-SSD, two 6 TB hard disks in RAID mode and up to 64 GB of DDR4 memory, plus Blu-ray drive. However, also cost-effective configurations without dedicated graphics cards are possible, since Intel's Core processors offers an amazing inbuilt CPU and graphics performance with low energy consumption.

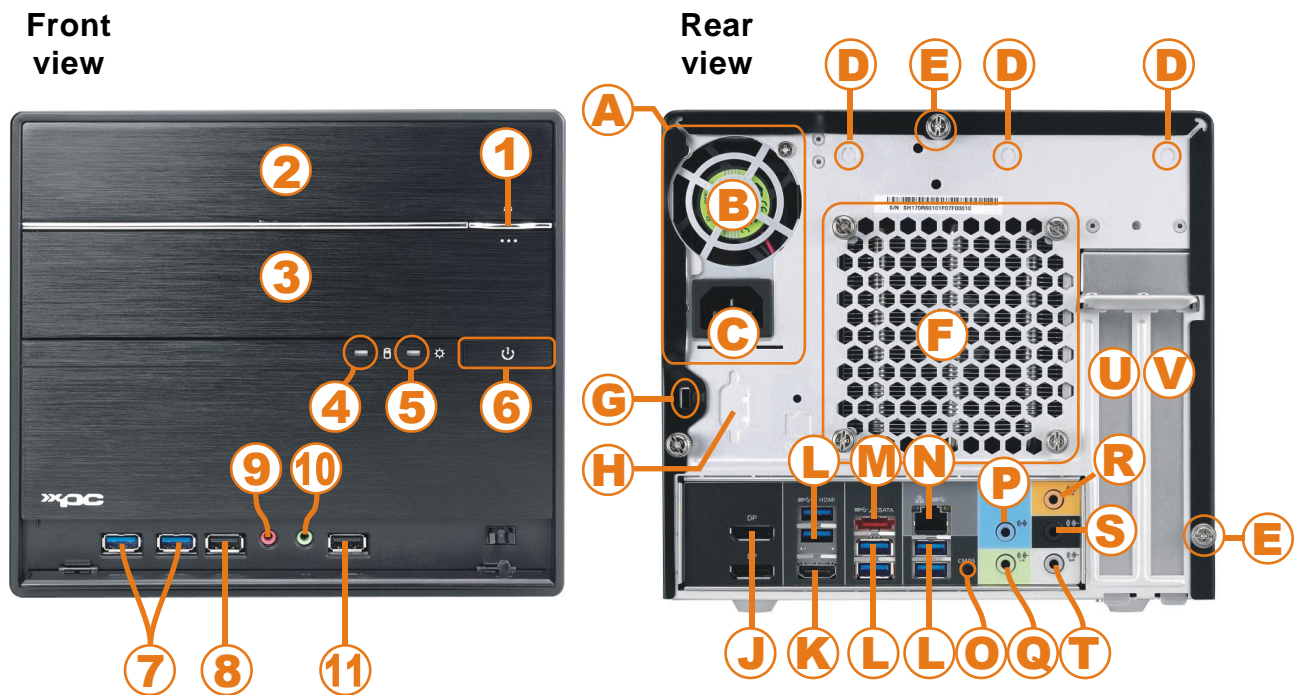
XPC cube Barebone SH170R6



Feature Highlights	
R6 Chassis	<ul style="list-style-type: none"> Black aluminium chassis (14.2 litre) Bays: 1x 5.25", 2x 3.5" (1x external)
CPU	<ul style="list-style-type: none"> Supports 6th/7th Gen. Intel® Core™ Processors "Skylake" and "Kaby Lake", Socket LGA1151 Supports Core i3, i5, i7, Pentium, Celeron Shuttle I.C.E. heatpipe cooling system
Operating System	<ul style="list-style-type: none"> An operating system is not included Supports Windows 7/8.1/10, Linux - 64 bit Windows 7/8.1 not supported w/ Kaby Lake CPU
Slots	<ul style="list-style-type: none"> 1x PCIe x16 (v3.0) supports dual-slot PCI-Express X16 graphics cards 1x PCIe x4 (v3.0) 1x M.2 2280 supports PCIe 3.0 x4 & SATA 3 1x Mini-PCIe Half-Size, supports WLAN
Chipset	<ul style="list-style-type: none"> Intel H170 PCH
Integrated Graphics	<ul style="list-style-type: none"> Supports three Full HD displays at once Supports one UHD display (with Core CPU)
Memory	<ul style="list-style-type: none"> Supports 4x DDR4-2133, max. 64 GB
Drive Connectors	<ul style="list-style-type: none"> 4x SATA 3.0 (6Gb/s) supports RAID and RST 1x eSATA, 1x M.2 SSD slot
Other Connectors	<ul style="list-style-type: none"> Video: HDMI 1.4 and 2x DisplayPort 1.2 Audio: 7.1-ch Line-out, Line-in, Microphone GigaBit LAN, 8x USB 3.0, 2x USB 2.0, Ext. SATA
Optional	<ul style="list-style-type: none"> COM-Port, Wireless LAN and 2.5" bay
PSU	<ul style="list-style-type: none"> 300 Watt power supply (80 PLUS Bronze)



Shuttle XPC cube Barebone SH170R6 – Connectors




- 1 Eject button (optical drive)
- 2 5.25" bay (optical drive)
- 3 3.5" bay
- 4 Hard disk LED indicator
- 5 Power LED indicator
- 6 Power button
- 7 2x USB 3.0 port
- 8 USB 2.0 port
- 9 Microphone input
- 10 Headphone output
- 11 USB 2.0 fast-charge port

- A Power supply
- B Power supply fan
- C AC power connector
- D Perforation for optional WLAN module
- E Three thumbscrews
- F Heatpipe cooling system
- G Hole for Kensington Lock
- H COM / RS232 (optional)
- J 2x DisplayPort output
- K HDMI output

- L 6x USB 3.0
- M External Serial-ATA
- N Gigabit LAN (RJ45)
- O Clear-CMOS-Button
- P Audio Line-in
- Q Audio Surround Front
- R Audio Center/Bass
- S Audio Surround Rear
- T Audio Surround Side
- U PCI-Express X16 slot
- V PCI-Express X4 slot

Shuttle XPC cube Barebone SH170R6 – Mainboard

Back Panel Connectors



© 2015 by Shuttle Computer Handels GmbH (Germany). All information subject to change without notice. Pictures for illustration purposes only.

Shuttle XPC cube Barebone SH170R6 – Product Features



The R6 chassis design: a clean and modern look

R6 is Shuttle's chassis design for the high-end series XPCs. Shuttle has always placed great emphasis on the interior and exterior aesthetics of the XPC cubes with the belief that a good blend of style and form factor will enable it to be attractive, versatile, and work well in almost any environment. The case cover is made of aluminium, while the drives and front panel connectors are elegantly hidden by drive doors for superior style and visual appeal.



Small, but easy to install

Shuttle XPC cubes offer the performance of a desktop PC at a third of the size while using standard desktop components. Shuttle keeps the concept of being "futureproof" in mind when designing the new R6 chassis. The meticulously designed internal layout already comes with cables fitted to reduce clutter, increase airflow and make the installation of components easy.



What is a Barebone?

The Shuttle XPC cube Barebone SH170R6 consists of a stylish case with pre-installed mainboard, power supply unit (PSU) and cables. Despite its small form factor, it offers outstanding connectivity, functionality and performance. For a full PC system, a processor, memory, mass storage and operating system need to be added. Shuttle XPC cube Barebones are completely customisable meaning users can pick certain components on their own to ideally match their individual needs.



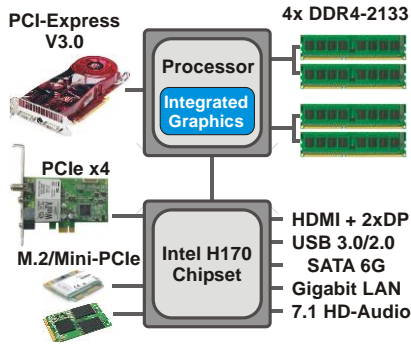
Supports Intel 14nm Skylake and Kaby Lake Processors

Skylake and Kaby Lake are codenames for Intel's 6th/7th Generation of Intel Core Processors introduced in 2015 along with the 100-Series chipsets. The Shuttle XPC cube Barebone SH170R6 supports the desktop version with socket LGA1151, while the previous generation (code name "Haswell", LGA1150) is not compatible.



Integrated Cooling Engine (I.C.E.)

Shuttle XPC cubes offer the performance of a desktop PC at a third of the size. In order to ensure proper airflow inside such a small case, more advanced cooling technologies have been developed and implemented. Shuttle's industry-leading I.C.E. heatpipe technology delivers efficient cooling and is exceptionally quiet.



Single-Chip Chipset: Intel H170

The Shuttle XPC cube Barebone SH1 70R6 sports Intel's H170 Platform Controller Hub (PCH) which is part of the 100 Series "Sunrise Point" chipset. The H170 chipset consists of a single chip and integrates the hard drive controller, network controller, firmware interface, PCIe links, USB and other connectors.

Supports up to 64 GB DDR4 memory

The Shuttle XPC cube Barebone SH1 70R6 supports up to 64 GB of DDR4-2133 memory which is ideal for workstations powered by 64-bit operating systems, so users take full advantage of high-performance configurations. Compatible memory comes in 288-pin DIMM modules at 1.2V operating voltage, while the predecessor is 244-pin at 1.5V operating voltage. For DDR3L it is 1.35V.



Two Mini-Slots: Mini PCI-Express and M.2

The **Half-Size Mini-PCI-Express slot** is intended for Wireless LAN adapter cards (e.g. the Shuttle Accessory WLN-C) as shown in the picture on the right.



The **M.2 slot (type 2280)** is fully-equipped with 4X PCI-Express v3.0 lanes and SATA 3.0 interfaces. Modern M.2 SSDs with PCI Express interface (PCIe) provide a significant higher bandwidth compared to the usual SATA standard. Type 2280 means it supports the usual M.2 cards with a width of 22mm and a length of 80mm, but also 2242 and 2260 standard cards are supported.



80 PLUS BRONZE certified 300W Power Supply

The Shuttle XPC cube Barebone SH1 70R6 is equipped with a rock-stable built-in 300W power supply which was tested with the latest graphics cards and powerful Core i3/i5/i7 processors. Its 80 Plus Bronze logo indicates that it provides more than 82/85/82% of energy efficiency at 20/50/100% of rated load. This means a reduction of energy consumption while increasing the computer's reliability.



8x USB 3.0

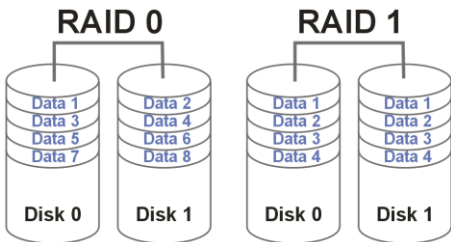
The Shuttle XPC cube Barebone SH1 70R6 sports eight USB 3.0 ports (2x front, 6x rear) besides two USB 2.0 ports. USB 3.0 achieves a maximum data transfer rate of up to 5.0Gbps (640MBytes/sec) which is ten times faster than USB 2.0. USB 3.0 is fully downward compatible to USB 2.0.

© 2015 by Shuttle Computer Handels GmbH (Germany). All information subject to change without notice. Pictures for illustration purposes only.



Quick charge USB port for Apple iPhone/iPad

The USB port on the outer right of the front panel (marked with a flash symbol) does not only serve as a normal USB port, it can also be used as a fast-charge port for your Apple iPhone/iPad. Simply charge as quickly from your Shuttle XPC cube as from a wall socket. Moreover, it even charges your Apple device, if your PC is turned off. By supporting a maximum current of 2A, it will cut down on charging time compared to traditional USB ports.



Intel Rapid Storage Technology - RAID support

Intel® Rapid Storage Technology offers new levels of protection, performance and expandability for desktop platforms. No matter if one or multiple hard drives are used, users take advantage of enhanced performance and lower power consumption. Valuable digital memories are protected from hard drive failures, if the system is configured in any of these three fault-tolerant RAID configurations: RAID 1, RAID 5, and RAID 10. By seamlessly storing copies of data on one or more additional hard drives, any hard drive may fail without loss of data or system downtime. Once the defective drive is removed and a replacement hard drive is installed, data security is guaranteed again.



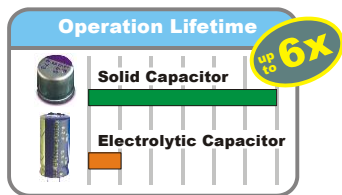
Supports one optical drive and two hard disks

Users can install one optical drive and up to two hard disks (or SSDs) into the XPC cube Barebone SH170R6. But how about heat? The solution is right here - the drive rack built into the SH170R6 leaves space between the hard disks to improve air flow. Intelligently-engineered airflow mechanics channels cool air where it is needed the most - protecting components and providing optimum performance.




7.1 HD Audio capabilities

The Shuttle XPC cube Barebone SH170R6 supports 7.1 channel audio via four analog stereo audio ports and via its HDMI and DisplayPort connectors which combine high bandwidth video with digital audio in a single port.



Solid Capacitors

By using all-solid capacitors (except the audio part) Shuttle mainboards are long-life and provide industry leading stability and reliability. The average lifespan of one solid capacitor is more than six times greater than the more common and less expensive electrolytic capacitors.

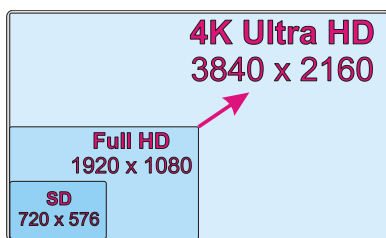


Mini-ITX Mainboard Support

Shuttle expands the capabilities of its R chassis by adding support for Mini-ITX mainboards (17 x 17cm or 6.7 x 6.7 inches). This makes upgrading or downgrading the mainboard easy without having to modify the chassis.

© 2015 by Shuttle Computer Handels GmbH (Germany). All information subject to change without notice. Pictures for illustration purposes only.

Shuttle XPC cube Barebone SH170R6 – Graphics Features



PCI-Express v3.0 for high-performance graphics cards

The Shuttle XPC cube Barebone SH170R6 supports PCI-Express x16 Version 3.0 combined with the 14nm Intel Skylake processor to deliver a bandwidth of up to 32 GB/s. So expect plenty of potential for the newest graphics cards.

PCI-Express 3.0 Expansion Slot supports Dual-Slot Graphics Cards

Despite the small housing, the Shuttle XPC cube Barebone SH170R6 is capable of running dual-slot (double-height) PCI Express graphics cards. The system provides an additional 6-pin power connector for power hungry graphics cards. Please refer to the support list for detailed support information. Shuttle's Power Supply Calculator helps to determine whether the power supply should be upgraded to 500W or not. (see <http://global.shuttle.com/support>)

Built-in Intel® HD Graphics Engine

The integrated Intel HD Graphics processor has been moved onto the same die as the CPU. Some of the graphics features depend on the processor type. It supports 3D stereoscopic playback, hardware encoding for H.264 and MPEG-2 video, Blu-ray playback with HDCP, 4K resolution, DirectX 12, OGL 5.x and OCL 2.x. With all these features, this GPU is comparable to entry level discrete cards.

Supports 4K Ultra HD at 60Hz

The Shuttle XPC cube Barebone SH170R6 supports one 4K display running at 3840 x 2160 / 2160p when connected to one of the barebone's DisplayPort video outputs. As the successor to the Full HD standard, Ultra HD delivers a four times higher resolution with a wider colour space and colour depth. An Intel Core i3 processor or higher and dual channel memory (2 or 4 modules) is required for smooth 4K (2160p) video playback.

Triple Display with HDMI and 2x DisplayPort

The Shuttle XPC cube Barebone SH170R6 features three digital video outputs: 1x HDMI 1.4 and 2x DisplayPort 1.2. Triple View technology brings you multiple display support on up to three separate monitors at Full HD resolution. This helps improve on productivity by allowing for spreading multiple windows across three monitors while working with them simultaneously. [6]

Connect even more displays with a discrete graphics card

The Shuttle XPC cube Barebone SH170R6 supports at least five displays in combination with a discrete PCI-Express graphics card, based on the Switchable Graphics feature. Expand your Windows desktop across many monitors, but note it does not support a 2x2 configuration or clone mode with the monitors connected.

© 2015 by Shuttle Computer Handels GmbH (Germany). All information subject to change without notice. Pictures for illustration purposes only.

Shuttle XPC cube Barebone SH170R6 – Optional Accessories



Optional: Wireless LAN (Accessory WLN-C)

The Shuttle Accessory WLN-C is a wireless LAN kit consisting of a Mini-PCIe card, two antennas and appropriate cables. Using this, the Shuttle XPC cube Barebone SH170R6 can be equipped with a wireless LAN module according to IEEE 802.11 b/g/n standards. Data transfer speeds of up to 300 MBit/s can be reached and WPA2 with AES encryption is supported, too.



Optional: Serial RS-232 port (Accessory H-RS232)

Add one serial COM port (RS232) to the back panel. Not found any longer on today's consumer PCs, as it has been superseded by USB, it is still commonly used for applications of industrial automation systems, scientific analysis and POS systems.



Two 2.5" drives in one 3.5" bay







The optional Shuttle Accessory PHD3 allows for installation of up to two 63.5mm (2.5") hard drives or SSDs into a larger 89 mm (3.5") drive bay. This makes for a more flexible configuration in your drive rack.



500 Watt Power Supply (Accessory PC63J)

The optional Shuttle Accessory PC63J is a high-end power supply with a maximum output wattage of 500W. Thanks to its 80 PLUS Silver certification for power-efficient devices, this power supply is also suitable for ENERGY STAR® compliant systems. The power supply features two additional power connectors for graphics cards (6 and 8-pin). An upgrade to the PC63J power supply is required, if the total wattage of the system under full load exceeds 300 Watt. The maximum power consumption depending on the components chosen can be determined using the Shuttle Power-Supply Calculator: <http://global.shuttle.com/support/power>.

Comparison: Shuttle XPC cube products with socket LGA 1151

Shuttle XPC cube Barebone	SH110R4	SH170R6 SH170R6 Plus	SZ170R8	SZ170R8V2
Chipset	Intel H110	Intel H170	Intel Z170	Intel Z170
CPU Support	Socket LGA1151, TDP max. 95W, code name "Skylake" and „Kaby Lake“			
Operating System	Supports Windows 7, 8.1, 10 and Linux 64 bit (Windows 7, 8.1 with Skylake CPU only)			
K serie CPU Overclocking?	No	No	Yes	
CPU Cooling	Heat-pipe 3 pipes		Heat-pipe 4 pipes	
Storage Bays	1x 5.25" 2x 3.5" (internal)	1x 5.25" 1x 3.5" (external) 1x .2.5" (internal)	4x 3.5" (internal)	
Max. Memory	2x 16 GB DDR4-2133		4x 16 GB DDR4-2133	
Video Outputs	HDMI, DisplayPorts, VGA Dual Display		HDMI, 2x DisplayPorts Triple Display	
4K-Support (Ultra HD)	HDMI: 2160p/30 Hz DP: 2160p/60 Hz		HDMI: 2160p/30 Hz DP: 2160p/60 Hz	
PCI Express Slots	1x PCIe X16 V3 1x PCIe X1 V2		1x PCIe X16 V3 1x PCIe X4 V3	
M.2 Slot	M.2-2280 slot SATA and PCIe V2 X4		M.2-2280 slot SATA and PCIe V3 X4 (NVMe support)	
Slot for WLAN	M.2 2230 AE	Mini-PCIe, Half-Size		M.2 2230 AE
Gigabit LAN	Intel i219LM	Intel i218LM		Intel i211 und i219LM
Audio	2 ch Realtek ALC662	7.1 channel, Realtek ALC892		
USB	4x USB 3.0 4x USB 2.0	8x USB 3.0 2x USB 2.0	8x USB 3.0	
SATA Ports	3x SATA 6G	4x SATA 6G 1x eSATA 6G		4x SATA 6G
Power Supply	300W [A]	300W [A] Plus: 500W [B]	500W [B]	
Front Face	R4 chassis customizable	R6 chassis Plastic front	R8 chassis Brushed Alu	
Optional Accessories	PHD3: 3.5"/2.5" adapter H-RS232: COM port WLN-M: WLAN PC63J: 500W PSU	PHD3: 3.5"/2.5" adapter H-RS232: COM port WLN-C / WLN-P: WLAN PC63J: 500W PSU	PHD3: 3.5"/2.5" adapter H-RS232: COM port WLN-C / WLN-P: WLAN	PHD3: 3.5"/2.5" adapter H-RS232: COM port WLN-M: WLAN
Front Panel				
Rear Panel				

Power Supply A: 300W - 80+ Bronze, with 6-pin power connector for the graphics card
Power Supply B: 500W - 80+ Silver, with 6-pin and 8-pin power connector for the graphics card

© 2015 by Shuttle Computer Handels GmbH (Germany). All information subject to change without notice. Pictures for illustration purposes only.

Shuttle XPC cube Barebone SH170R6 - Specifications

<p><i>R6-Chassis</i></p>	<p>Front panel: glossy plastic with horizontal line textures Storage bays: 1 x 5.25" (external), 2 x 3.5" (1x internal, 1x external) Using the optional accessory PHD3 two 2.5" drives can be installed into one 3.5" bay. Front doors for I/O ports and storage drives Kensington Security Slot at the back panel (also called K-Slot or Kensington lock) as a part of an anti-theft system Dimensions: 33.2 x 21,6 x 19.8 cm (LWH), 14.2 litre Weight: 3.5 kg net / 5.0 kg gross</p>
<p><i>Mainboard and Chipset</i></p>	<p>Shuttle "FH170", Shuttle Form Factor proprietary design for XPC cube Barebone SH170R6 Dimensions: 270 x 195 mm Chipset: Intel® H170 Chipset (Intel® DH82H170 PCH, code name "Sunrise Point") Platform Controller Hub (PCH) as Single-Chip-Solution Solid Capacitors for sensitive areas provide excellent heat resistance for enhanced system durability</p>
<p><i>BIOS</i></p>	<p>AMI BIOS, SPI Interface, 32 MBit Flash-ROM with SPI interface Supports PnP, ACPI 3.0, Hardware Monitoring Supports Unified Extensible Firmware Interface (UEFI) Supports boot up from external USB flash memory</p>
<p><i>Power Supply</i></p>	<p>Built-in 300 Watt mini switching power supply (Shuttle PC61J) AC input voltage: supports 100~240V, 50~60 Hz 80 PLUS® Bronze compliant: the PSU provides at least 82/85/82% of efficiency at 20/50/100% of load. Active PFC circuit (Power Factor Correction) ATX main power connectors: 2x10 and 2x2-pin Graphics power connector: 6-pin Other connectors: 4x SATA, 2x Molex, 1x Floppy</p>
<p><i>Operation System</i></p>	<p>This system comes without operating system. It is compatible with Windows 10 / 8.1 / 7 and Linux.- 64 bit. Note: Windows 7 and 8.1 is only supported in combination with the 6th generation Intel Core processors "Skylake". Additional note on Windows 7 see [7]</p>

© 2015 by Shuttle Computer Handels GmbH (Germany). All information subject to change without notice. Pictures for illustration purposes only.

<p><i>Processor Support</i></p>	<p>Socket LGA 1151 (H4) supports Intel Core i7 / i5 / i3, Pentium and Celeron processors - 6th generation, code name "Skylake" - 7th generation, code name "Kaby Lake" [8] Maximum supported processor power consumption (TDP) = 95W 14nm process technology, up to 8 MB of L3 cache Not compatible with Intel Xeon E3 V5 processors for socket LGA1151 and processors with the older Socket LGA 1150. Does not support the unlock-function of Intel K-Series processors. The processor integrates PCI-Express, memory controller and the graphics engine on the same die (performance features depending on processor type) Please refer to the support list for detailed processor support information at global.shuttle.com.</p>
<p><i>Processor Cooling</i></p>	<p>Shuttle I.C.E. (Integrated Cooling Engine) Advanced I.C.E. Heatpipe technology with 3 pipes Temperature controlled 92 mm fan SilentX cooling and noise reduction technology with Active Airflow</p>
<p><i>Memory Support</i></p>	<p>4 x 288-pin slot Supports DDR4-2133 memory (PC4-17066) at 1.2V Supports 2+2 Dual Channel mode Supports max. 16 GB per DIMM, maximum total size of 64 GB</p>
<p><i>Integrated graphics</i></p>	<p>The features of the integrated Intel HD graphics function depend on the processor type used. Supports DirectX 12, OGL 5.x, OCL 2.x The PC features three digital video outputs [6]: - HDMI v1.4 (supports 1080p/60 and 2160p/30) - 2x DisplayPort v1.2 (support 1080p/60 and 2160p/60) Supports displays with 4K Ultra HD resolution at 3840 x 2160 [3] Supports three independent Full HD displays with the integrated graphics function Supports more displays in combination with a discrete graphics card [2] Supports Blu-ray (BD) playback with HDCP content protection Supports multi-channel digital audio over the same cable Maximum shared memory of 512 MB</p>
<p><i>PCIe-Expansion Slots</i></p>	<p>1x PCI-Express x16 v3.0 slot (PEG, for graphics cards only) 1x PCI-Express x4 v3.0 slot This XPC supports dual-slot (double-width) graphics cards - in this case the second PCI-Express slot will be occupied. Graphics power connector: 6-pin</p>
<p><i>M.2 Slot</i></p>	<p>The M.2 2280 BM slot provides the following interfaces: - PCI-Express Gen. 3.0 X4 with up to 32 Gbps Data Transfer Speed - SATA v3.0 (max. 6 Gbps) It supports M.2 cards with a width of 22 mm and a length of 42, 60 or 80 mm (type 2242, 2260, 2280). Supports M.2 SSDs with SATA or PCI-Express interface</p>

© 2015 by Shuttle Computer Handels GmbH (Germany). All information subject to change without notice. Pictures for illustration purposes only.

<p><i>Mini-PCIe Slot</i></p>	<p>Mini-PCIe Half-Size slot with PCIe 2.0 and USB 2.0 interface supports one optional Wireless Network (WLAN) card</p>
<p><i>7.1 Channel Audio</i></p>	<p>7.1 channel High Definition Audio with Realtek ALC892 codec Analog: line-out (7.1-ch), line-in, microphone, AUX input (onboard) Digital Audio via HDMI and DisplayPort outputs</p>
<p><i>Gigabit-LAN Controller</i></p>	<p>Intel i219LM PHY connected to the MAC of the processor Supports 10 / 100 / 1.000 MBit/s operation Supports WAKE ON LAN (WOL) Supports network boot by Preboot eXecution Environment (PXE)</p>
<p><i>SATA Connectors</i></p>	<p>The mainboard provides six Serial-ATA 3.0 interfaces, max. 6 Gbps supported 4x Serial ATA connector onboard 1x External Serial ATA (eSATA) connector at the back panel 1x M.2 slot onboard for flash memory cards Supports Intel Rapid Storage Technology (RST, Raid 0/1/5/10, JBOD)</p>
<p><i>Front panel Connectors and Buttons</i></p>	<p>Microphone input Headphone output (line-out) 2x USB 3.0 2x USB 2.0 (1x fast-charge port with up to 2A) [4] Power button Power indicator (blue LED) Hard disk drive indicator (yellow LED)</p>
<p><i>Back Panel Connectors</i></p>	<p>HDMI v1.4 2x DisplayPort v1.2 [5] 6x USB 3.0 GigaBit LAN (RJ45) External Serial ATA (eSATA 6 Gb/s) 7.1-ch Audio line-out (2x rear/front, bass/center, surround/back) Audio Line-in Clear CMOS button Optional: serial port RS-232 (Accessory: H-RS232) 3x perforation for optional WLAN antennas</p>
<p><i>Other Connectors (onboard)</i></p>	<p>2x USB 2.0 (2x 5-pin) 1x RS232 (2x 5-pin) for optional accessory H-RS232 2x fan connector (4-pin), one connector is occupied Low Pin Count header (LPC, 2x 10-pin, 2 mm pitch size) Occupied front connectors: USB 3.0, USB2.0, audio, power buttons, LEDs</p>
<p><i>Included Accessories</i></p>	<p>Multi-language XPC Installation Guide (EN, DE, FR, ES, JP, KR, SC, TC) 32/64-bit driver disk 2x Serial ATA cables AC Power Cord (with protective-earth contacts) Heatsink Compound Protector cap for the CPU socket (do not use if heat-pipe or fan is mounted) Bag with screws</p>

© 2015 by Shuttle Computer Handels GmbH (Germany). All information subject to change without notice. Pictures for illustration purposes only.

<p><i>Optional Accessories</i></p>	<p>PHD3: 3.5" to 2.5" adapter H-RS232: Backpanel COM port adapter for RS232 serial interface WLN-C: Wireless LAN 802.11n module with external antennas PC63J: 500W power supply, 80 PLUS® Silver</p>
<p><i>Environmental Spec</i></p>	<p>Operating temperature range: 0~40°C Relative humidity range: 10~90% (non-condensing)</p>
<p><i>Certifications Compliance</i></p>	<p>EMI: FCC, CE, BSMI, C-Tick Safety: ETL, CB, BSMI Other: RoHS, Energy Star 5.0, ErP</p>
<p><i>Conformity</i></p>	<p>This device is classed as a technical information equipment (ITE) in class B and is intended for use in living room and office. The CE-mark approves the conformity by the EU directives: (1) 2004/108/EC relating to electromagnetic compatibility (EMC), (2) 2006/95/EC relating to Electrical Equipment designed for use within certain voltage limits (LVD), (3) 2009/125/EC relating to ecodesign requirements for energy-related products (ErP)</p>

Notes:

[1] Overclocking Warning

Please note there is a certain risk involved with overclocking, including adjusting the settings in the BIOS or using third-party overclocking tools. Overclocking may affect your system stability or even cause damage of the components and devices of your system. It is done at your own risk and expense. Shuttle cannot be held responsible for possible damage caused by overclocking.

[2] Supports additional displays in combination with a discrete graphics card

The integrated graphics function already supports three independent displays via its digital video outputs. This PC can even support more displays in combination with a discrete PCI-Express graphics card. This function is based on the Switchable Graphics feature introduced with the 2nd Generation of Intel® Core™ processors. To enable this, please enter the BIOS Setup Utility by pressing the "Delete" key after powering on the PC, then go to the "Advanced" tab and change the "Initiate Graphics Adapter" setting to "Switchable".

[3] 4K Ultra HD resolution

A 4K-display with Ultra HD resolution (3840 x 2160) should be connected via DisplayPort, as only this port supports a higher refresh rate of 60Hz. The video playback performance depends on the video format, bitrate and the processor used. Daily office applications usually won't require the system to run under full load, however for smooth 4K (2160p) video playback requirements are different. An Intel Core i3 processor or higher is required here.

[4] Right Front USB port with Fast-Charge feature

Fast-charge Apple iPhone/iPad devices with up to 2A under Windows (not under Linux).

[5] How to convert DisplayPort to HDMI/DVI

The DisplayPort outputs can be converted to HDMI or DVI by an additional, passive adapter cable. For example:

DELOCK 82590: 1m, DisplayPort (male, 20p) to HDMI-A (male, 19p)

DELOCK 82435: 5m, DisplayPort (male, 20p) to DVI-D (male, 24p)

The integrated graphics automatically detects the connected display and puts out the appropriate electric signal - either DisplayPort (without an adapter) or HDMI/DVI (with an adapter).

However, a monitor with a DisplayPort connector cannot be connected to the HDMI port with a simple, passive adapter.

[6] Three independent displays simultaneously

The Shuttle XPC cube Barebone SH170R6 supports a maximum of two displays with a DVI or HDMI input. A third digital display, if required, must be connected directly to the DisplayPort output (without an adapter).

[7] Installation of Windows 7

Intel® 100 chipset series has removed their support for the Enhanced Host Controller Interface (EHCI) which is the driver software for the USB 2.0 ports. The new chipset only supports the updated Extensible Host Controller Interface (xHCI for USB 3.0) which is not supported by the original Windows 7 installation disk. This means, that peripheral devices connected by USB (like keyboard, mouse and external optical drive) do not work during the Windows 7 Installation. As a solution please add the required USB 3.0 drivers to the Windows 7 installation files - this procedure is explained in the Shuttle FAQ section at <http://global.shuttle.com/support/faqDetail?faqId=2380>.

[8] Kaby Lake processor support

The 7th generation Intel Core processors "Kaby Lake" are supported from BIOS version SH170000.202. Download website: <http://global.shuttle.com/support/download>

Note: If a Kaby Lake processor is used, this XPC will only support Windows 10 and Linux operating systems. Windows 7 and 8.1 will no longer be supported.

6th Generation Intel Core Desktop Processor Family

Socket LGA1151 14 nm "Skylake-S" processor overview (Date: September 2015)

Name	Model	Cores/ Threads	CPU Clock	Turbo Clock	Cache	TDP	Graphics Engine	Graphics Clock
Core i7	6700K	4 / 8	4.0 GHz	4.2 GHz	8 MB	91 W	HD 530	350~1150 MHz
	6700	4 / 8	3.4 GHz	4.0 GHz	8 MB	65 W	HD 530	350~1150 MHz
	6700T	4 / 8	2.8 GHz	3.6 GHz	8 MB	35 W	HD 530	350~1100 MHz
Core i5	6600K	4 / 4	3.5 GHz	3.9 GHz	6 MB	91 W	HD 530	350~1150 MHz
	6600	4 / 4	3.3 GHz	3.9 GHz	6 MB	65 W	HD 530	350~1150 MHz
	6600T	4 / 4	2.7 GHz	3.5 GHz	6 MB	35 W	HD 530	350~1100 MHz
	6500	4 / 4	3.2 GHz	3.6 GHz	6 MB	65 W	HD 530	350~1150 MHz
	6500T	4 / 4	2.5 GHz	3.1 GHz	6 MB	35 W	HD 530	350~1100 MHz
	6400	4 / 4	2.7 GHz	3.3 GHz	6 MB	65 W	HD 530	350~1150 MHz
	6400T	4 / 4	2.2 GHz	2.8 GHz	6 MB	35 W	HD 530	350~1100 MHz
Core i3	6320	2 / 4	3.9 GHz	-	4 MB	65 W	HD 530	350~1150 MHz
	6300	2 / 4	3.8 GHz	-	4 MB	65 W	HD 530	350~1150 MHz
	6300T	2 / 4	3.3 GHz	-	4 MB	35 W	HD 530	350~1100 MHz
	6100	2 / 4	3.7 GHz	-	4 MB	65 W	HD 530	350~1150 MHz
	6100T	2 / 4	3.2 GHz	-	4 MB	35 W	HD 530	350~1100 MHz
Pentium	G4520	2 / 2	3.6 GHz	-	3 MB	51 W	HD 530	350~1150 MHz
	G4500	2 / 2	3.5 GHz	-	3 MB	51 W	HD 530	350~1150 MHz
	G4500T	2 / 2	3.0 GHz	-	3 MB	35 W	HD 530	350~1100 MHz
	G4400	2 / 2	3.3 GHz	-	3 MB	51 W	HD 530	350~1150 MHz
	G4400T	2 / 2	2.9 GHz	-	3 MB	35 W	HD 530	350~1100 MHz
Celeron	G3920	2 / 2	2.9 GHz	-	2 MB	51 W	HD 530	350~1050 MHz
	G3900	2 / 2	2.8 GHz	-	2 MB	51 W	HD 530	350~1050 MHz
	G3900T	2 / 2	2.6 GHz	-	2 MB	35 W	HD 530	350~950 MHz

K = unlocked, **T** = Power optimized lifestyle, **HT** = Hyper Threading (SMT).

Note: The Shuttle XPC cube Barebone SH170R6 does not support the unlock-function of Intel K-Series processors.

Please refer to the support list for detailed processor support information at global.shuttle.com.

7th Generation Intel Core Desktop Processor Family

Socket LGA1151 14nm "Kaby Lake-S" processor overview (Date: January 2017)

Name	Model	Cores/ Threads	CPU Clock	Turbo Clock	Cache	TDP	Graphics Engine	Graphics Clock
Core i7	7700K	4 / 8	4.2 GHz	4.5 GHz	8 MB	91 W	HD 630	350~1150 MHz
	7700	4 / 8	3.6 GHz	4.2 GHz	8 MB	65 W	HD 630	350~1150 MHz
	7700T	4 / 8	2.9 GHz	3.8 GHz	8 MB	35 W	HD 630	350~1150 MHz
Core i5	7600K	4 / 4	3.8 GHz	4.2 GHz	6 MB	91 W	HD 630	350~1150 MHz
	7600	4 / 4	3.5 GHz	4.1 GHz	6 MB	65 W	HD 630	350~1150 MHz
	7600T	4 / 4	2.8 GHz	3.7 GHz	6 MB	35 W	HD 630	350~1100 MHz
	7500	4 / 4	3.4 GHz	3.8 GHz	6 MB	65 W	HD 630	350~1100 MHz
	7500T	4 / 4	2.7 GHz	3.3 GHz	6 MB	35 W	HD 630	350~1100 MHz
	7400	4 / 4	3.0 GHz	3.5 GHz	6 MB	65 W	HD 630	350~1000 MHz
	7400T	4 / 4	2.4 GHz	3.0 GHz	6 MB	35 W	HD 630	350~1000 MHz
Core i3	7350K	2 / 4	4.2 GHz	-	4 MB	60 W	HD 630	350~1050 MHz
	7320	2 / 4	4.1 GHz	-	4 MB	51 W	HD 630	350~1050 MHz
	7300	2 / 4	4.0 GHz	-	4 MB	51 W	HD 630	350~1050 MHz
	7300T	2 / 4	3.5 GHz	-	4 MB	35 W	HD 630	350~1100 MHz
	7101E	2 / 4	3.9 GHz	-	3 MB	54 W	HD 610	350~1100 MHz
	7101TE	2 / 4	3.4 GHz	-	3 MB	35 W	HD 610	350~1100 MHz
	7100	2 / 4	3.9 GHz	-	3 MB	51 W	HD 630	350~1100 MHz
	7100T	2 / 4	3.4 GHz	-	3 MB	35 W	HD 630	350~1100 MHz
Pentium	G4620	2 / 4	3.7 GHz	-	3 MB	51 W	HD 630	350~1100 MHz
	G4600	2 / 4	3.6 GHz	-	3 MB	51 W	HD 630	350~1100 MHz
	G4600T	2 / 4	3.0 GHz	-	3 MB	35 W	HD 630	350~1050 MHz
	G4560	2 / 4	3.5 GHz	-	3 MB	54 W	HD 610	350~1050 MHz
	G4560T	2 / 4	2.9 GHz	-	3 MB	35 W	HD 610	350~1050 MHz
Celeron	G3950	2 / 2	3.0 GHz	-	2 MB	51 W	HD 610	350~1050 MHz
	G3930	2 / 2	2.9 GHz	-	2 MB	51 W	HD 610	350~1050 MHz
	G3930T	2 / 2	2.7 GHz	-	2 MB	35 W	HD 610	350~1000 MHz

K = unlocked, T = Power optimized lifestyle, HT = Hyper Threading (SMT).

Note: The Shuttle XPC cube Barebone SH170R6 does not support the unlock-function of Intel K-Series processors. Please refer to the support list for detailed processor support information at global.shuttle.com.